

SECRET DECODER WHEEL

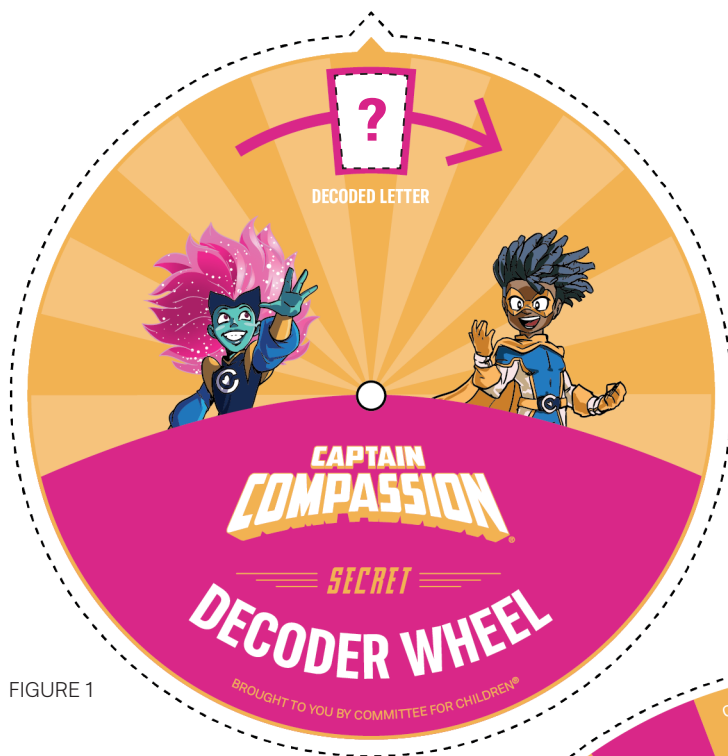


FIGURE 1

Throughout the month of October, Captain Compassion® will leave a hidden word within each week's comic strip that you can decode with this **Secret Decoder Wheel!**



DIRECTIONS (watch the video)

cfchildren.org/decoder-wheel

1. Print this PDF on white 8.5" x 11" paper.
→ No printer? Use the Code List on page 4 to play along.
2. Cut out Figures 1 and 2 along the dotted lines. Be sure to cut out and remove the "Decoded Letter" question mark window, also.
3. With a pen or pencil, poke a hole in the center of each wheel.
4. Place Figure 1 on top of Figure 2.
5. Fasten the two together with a brad or a loosened paper clip.
6. Use the Decode the Message chart on page 3 to track the codes you find throughout the month.

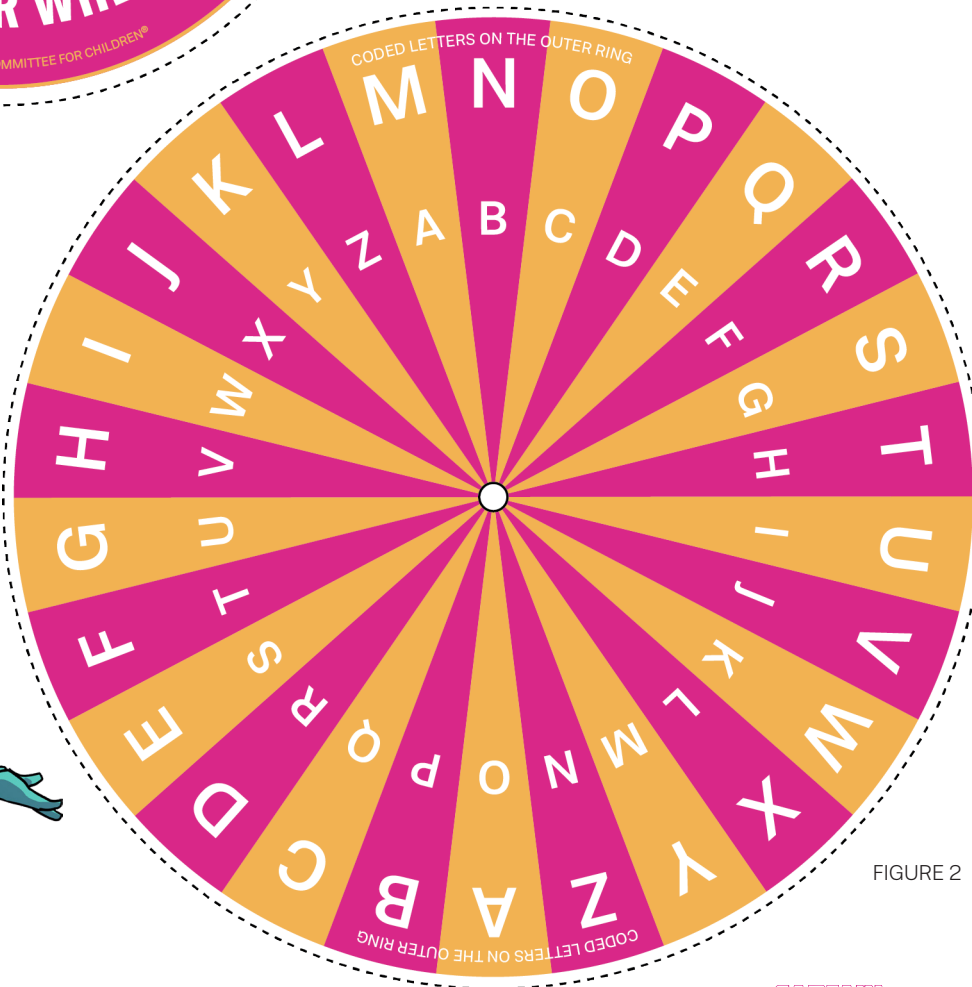


FIGURE 2



TRY IT OUT

Put your assembled Secret Decoder Wheel to the test by decoding the word below. We've helped you out by solving the first letter—see Figure 3 for how we did it!

C

CODE:

O A Y B M E E U A Z

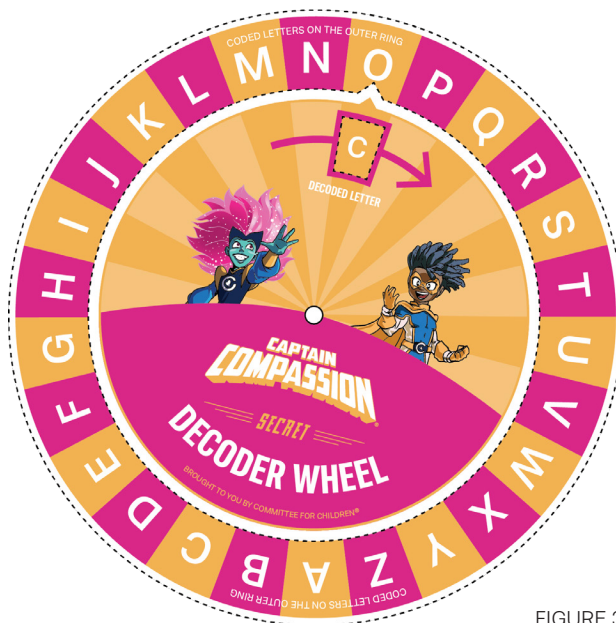


FIGURE 3



Each week's comic will have a new coded word hidden within the story, so keep your eyes peeled.

DECODE THE MESSAGE

Captain Compassion's secret message for you is:



WEEK ONE WORD

WEEK TWO WORD

WEEK THREE WORD

WEEK FOUR WORD

WEEK FIVE WORD

WIN A PERSONALIZED ILLUSTRATION

With your Secret Decoder Wheel at the ready, go to CaptainCompassion.org each week to see the new Captain Compassion® comic and find the clues you'll need to decode the Captain's message!

Decode the full message by October 30, then submit your answer by direct message on our [Facebook](#), [Twitter](#), or [Instagram](#) accounts for a chance to win a personalized illustration of you with Captain Compassion.


Be drawn as a superhero next to Captain Compassion®!



**CAPTAIN
COMPASSION**

CODE LIST

If you don't have a printer, use this list to decode the secret message!



A	O
B	P
C	Q
D	R
E	S
F	T
G	U
H	V
I	W
J	X
K	Y
L	Z
M	A
N	B
O	C
P	D
Q	E
R	F
S	G
T	H
U	I
V	J
W	K
X	L
Y	M
Z	N