

Music and lyrics by
Lorraine Bayes

The Caring Song

Lyrics

Oh who do you **care** about
Who **cares** for you?
Your family, your **friends**
Are you a good **neighbor** too?
And how do you show you **care** every day?
Helping each other out along the way

A **grandpa**, a sister
A little brother too
Putting **food** on the table
Cleaning up when you're through
A fresh, pretty **flower** can make
someone's day
Sharing the work and sharing the **play**

Oh who do you **care** about
Who **cares** for you?
Your **teachers**, your pet
When the kids **play** with you?
A big **happy smile** can show that you **care**
When people are **sad**, there's a kind
word to **share**

Caring, caring, it's like the **sun**
It sets our **hearts** aglow
Caring, caring, it's like the **rain**
It helps our **friendships** grow

So working and **playing**
At school or at **home**
Being with **people**
Or all on your own.
Listen and share and **care** from
your **heart**
Give every day a beautiful start

Listen and share and **care** from
your **heart**
Give every day a beautiful start

Listen and share and **care** from
your **heart**
Give every day a beautiful start

Sign language illustrated
instructions on pages 2–4

continued on page 3

Verse 1



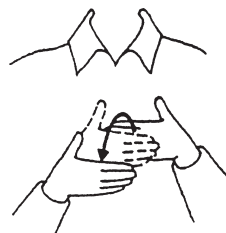
care

V shape both hands, palms facing, tips out. Strike index side of left V with little finger side of right V. Repeat.



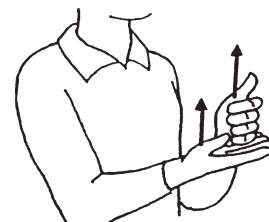
friend

Hook right X over left X which is turned up, then reverse.



neighbor

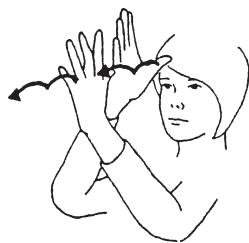
Open B both hands, palms in. Place right open B on back of left, then arc up and out.



help

Place little finger side of left A, thumb up, in right palm. Raise right palm up.

Verse 2



grandfather

Five shape both hands, left palm right, right palm left. Place right thumb on forehead and left thumb on edge of RH. Move out in two short jumps. (Sometimes make with RH only.)



food

Place tip of flat O on mouth.



clean

Open B both hands, left palm up, tips out, right palm down, tips left. Brush right palm across left as if wiping clean.



flower

RH flat O. Place tips on right side of nose then arc to left side.



play

Y shape both hands, palms in. Simultaneously twist back and forth.

continued on page 4

Verse 3



care

V shape both hands, palms facing, tips out. Strike index side of left V with little finger side of right V. Repeat.



teach

Flat O shape both hands. Hold at temples and move out twice.



play

Y shape both hands, palms in. Simultaneously twist back and forth.



happy

RH open B palm in, tips left. Brush up chest twice with quick, short motion.




smile

L shape both hands. Place index fingers at sides of mouth and move up to cheeks.




sad

Five shape both hands, palms in, fingers slightly curved, LH a little below RH. Hold in front of face and drop slowly.




share

LH open B. Brush little finger side of right open B back and forth between left thumb and index finger.



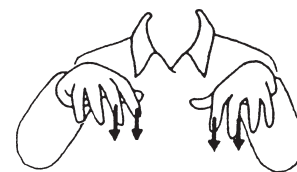
sun

Place right C at side of right eye. Change into flat O palm down. Then open into 5 shape palm down.



heart

Trace a "heart" on left upper chest with middle fingers.



rain

Claw shape both hands, palms down. Move down sharply two or three times.

Verse 3 continued



friend

Hook right X over left X which is turned up, then reverse.

Verse 4



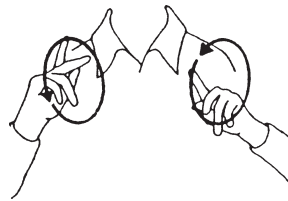
play

Y shape both hands, palms in. Simultaneously twist back and forth.




home

Place tips of right flat O to edge of mouth and move to upper cheek. (Sometimes made with right flat O moving to open B on cheek.)



people

P shape both hands, palms out. Move up and down alternately in circular motion.




listen

Cup hand over ear.



care

V shape both hands, palms facing, tips out. Strike index side of left V with little finger side of right V. Repeat.



heart

Trace a "heart" on left upper chest with middle fingers.

The Caring Song

$\bullet = 50$
Peacefully
Verse



Guitar capos 3 in the key of G Major to play in Bb Major.




1. Oh, who do you care _____ a - bout and
2. A grand - pa, a sis - ter, a _____
3. Oh, who do you care _____ a - bout and
4. When work - ing and play - ing _____ at _____



who _____ cares for you? Your _____
lit - tle broth - er, too, put - ting
who _____ cares for you? Your _____
school _____ or at home;



fam - 'ly, your friends. _____ Are you a good neigh - bor,
food on the tab - le, _____ cleaning up when they're
teach - ers, your pet, _____ when the kids play with
be - ing with peo - ple _____ or _____ all on your



too? _____ And
through. _____ A
you. _____ A
own; _____



how do you show you care e - ve - ry -
fresh, pret - ty flow - er can make some - one's
big hap - py smi - le can show that you
lis - ten and share _____ and care from your

The Caring Song (continued)

15 G

day? _____
 day. _____
 care. _____
 heart. _____

When Help - ing each
 Give Shar - ing the
 peo - ple are
 ev - er - y

19 D G

oth - er out _____ a - long _____ the way. _____
 work _____ and _____ shar - ing _____ the play. _____
 sad, _____ there's a kind word _____ to share. _____
 day _____ a _____ beau - ti - ful _____ start. _____

23 D G

Em
Chorus

Car - ing, car - ing, it's like the sun.

27 D G

It sets our hearts a - glow.

32 D G

Em

Car - ing, car - ing, it's like the rain.

36 C D

It helps our friend - ships grow.